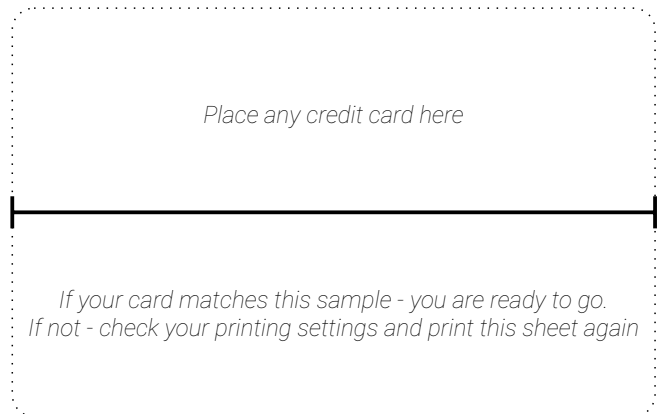



WHAT IS MY RING SIZE?

Your easy-to-use guide

In order to make sure you know what ring size is yours - you may use this easy-to-use sheet. Just print this sheet out on paper. Before printing make sure you set your printer settings to 100 percent (Real Size). If this sheet is not printed in the actual size, your measurements will not be correct.

Here's a simple tool to check if your printed document is ready to use



Case 1: I have a ring that fits my finger well

If you have a ring that already fits your finger well, use this set of circles to find your ring's size. Just place your ring on these circles and find one that matches the inside part of your ring the best way. To double-check you may want to cut out the circle carefully and put your finger through the opening to test the size.

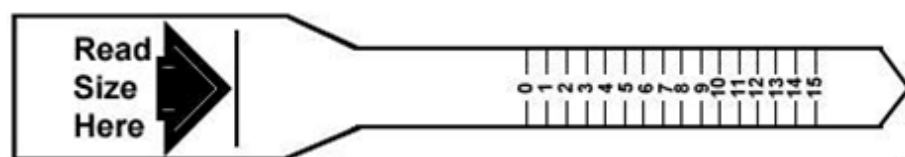


Case 2: I want to measure my finger

If you need to measure your finger to determine your ring size here's an easy way to do it. Just cut out this special 'Ring Sizer' below as well as the slit where you read the size. Wrap the paper around your finger and insert the end with the ruler through the slit. Numbers on the paper show the size you have.



How it looks



Cut out this 'Ring Sizer'

EJ from Ukraine. With love.

www.ej-ua.com

